

# Friday 12<sup>th</sup> June

## Daily activities

# Daily Physical Activity

- On YouTube you can search for lots of different Just Dance videos.
- Why not select a few of your favourite songs and learn the routines for them?



# Reading at home

You should still be aiming to read for *at least 20 minutes everyday*.

Remember, you can now take Accelerated Reader quizzes from home by using this link [Howley Grange Renaissance at home](#) and logging on as usual using your username and password.

To check that the book you are reading has a quiz, you can check it using on [Accelerated Reader Bookfinder](#). It's okay to read books which haven't got a quiz - just keep a record of what you have read.

Keep reading and exploring new worlds and adventures!

# PSHE

## Theme: Happiness



# Happiness Activity Chart



The whole family can fill in this weekly chart to plan and participate in activities that make them feel good over the week.

Day	Hobby Activity	Healthy Eating Activity	Physical Activity	Restful Activity	Fun Activity
Monday					
Tuesday					
Wednesday					
Thursday					
Friday					
Saturday					
Sunday					

Continuing the theme of happiness, I would like you (you may want to encourage members of your family to do it too- but don't pressure them to!) to complete this happiness activity chart starting TODAY!

You may wish to plan in advance something for each box or you could fill it in as you do an activity which is suitable for one of the boxes?  
Try and fill in the entire sheet by next Thursday-I'm going to have a go at this too!

This resource is fully in line with the Learning Outcomes and Core Themes outlined in the PSHE Association [Programme of Study](#).

English

# Daily Spelling Practice

## Year 3 and 4 Statutory Spellings

accident	caught	eighth	heard	minute	possible	strange
accidentally	centre	enough	heart	natural	potatoes	strength
actual	century	exercise	height	naughty	pressure	suppose
actually	certain	experience	history	notice	probably	surprise
address	circle	experiment	imagine	occasion	promise	therefore
answer	complete	extreme	increase	occasionally	purpose	though
appear	consider	famous	important	often	quarter	although
arrive	continue	favourite	interest	opposite	question	thought
believe	decide	February	island	ordinary	recent	through
bicycle	describe	forward	knowledge	particular	regular	various
breath	different	forwards	learn	peculiar	reign	weight
breathe	difficult	fruit	length	perhaps	remember	woman
build	disappear	grammar	library	popular	sentence	women
busy	early	group	material	position	separate	
business	earth	guard	medicine	possess	special	
calendar	eight	guide	mention	possession	straight	

Spelling practice this week follows a similar format to that at the end of last week. The focus is still on words from the year 3 and 4 spelling list as we want you to know how to spell them.

On the following slide, you will find a word search to complete. All of the words which you will be looking for are taken from the Year 3 and 4 spelling list (pictured left).

Answers (as you know by now) are at the end of the presentation so that you can self mark (no cheating though!) and the idea, this week, is-once you've marked your answers, any words that you struggle to find may be because you can't spell them off by heart yet so these will become your focus words to practise that day.

**If you are finding it too hard, go back through your spelling book and practise a few of those you've previously got wrong in a test instead.** ★  
**Alternatively, on slides 10 and 11 there are lots of different ways to practise 2 words from the year 3 and 4 list (so you'll know them inside out!)**

Please don't stress yourselves out unnecessarily!

There will be a slide each day to remind you of various ways to practise the words you're focusing on but the ideas are not exhaustive meaning that you can practise in other ways if you have other ideas.

a	a	e	r	e	m	e	m	b	e	r	x
d	f	l	x	t	u	n	w	c	k	p	b
d	x	d	t	p	e	c	m	o	p	j	n
r	d	o	d	t	e	a	y	m	y	g	j
e	f	x	f	n	t	r	z	p	o	r	f
s	z	o	k	z	v	u	i	l	o	w	s
s	s	t	r	a	n	g	e	e	s	p	u
s	t	r	a	i	g	h	t	t	n	e	f
d	r	i	s	v	j	r	t	e	p	c	a
n	o	t	i	c	e	z	m	o	t	m	e
c	k	i	n	c	r	e	a	s	e	r	b
u	r	x	p	h	e	i	g	h	t	g	t

complete  
experience  
notice  
remember  
strange

straight  
address  
often  
height  
increase



# Daily spelling practice-words you got wrong in the previous task.

You may choose to do one or each of the following to practise your focus words (these could be common exception words or words you often spell incorrectly if not from the previous word search task).

1. Practise spelling them by using the strategy: Look, say, cover, write and check.
2. Jot down and make 2 copies of your focus words and ask someone in your house to play 'Snap!' Before you're able to win the pair of cards, you should close your eyes and have a go at spelling the word.
3. Use the focus words you've made. Turn them all over face-down and play matching pairs. Turn over 1 card at a time and attempt to find the one that matches!
4. Make a mnemonic to help you remember how to spell the word (the sillier the better!) e.g. People= **p**eople **e**at **o**ranges **p**igs **l**ike **e**ggs!
5. You could write each letter in a different colour (rainbow writing).
6. Create a word pyramid - s

sc

sci

scie

scien

scienc

science

7. Describe the word to an adult or sibling-you could tell them the word class, what it means but you **must not** say the word!

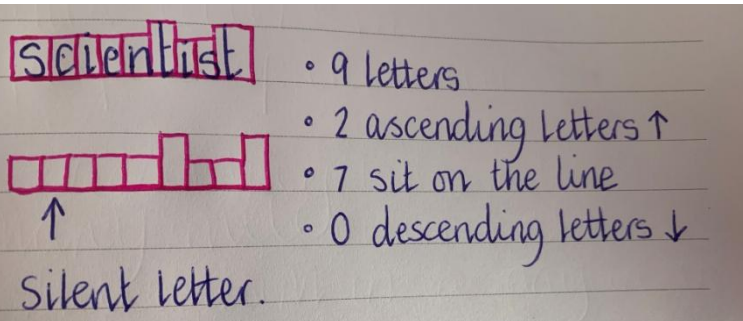
8. Try drawing around the word to help you remember how many letters and the shape of them (see bottom left).

9. You could play 'Hangman' with people in your house-make sure you're accurate when you tell them which letters are/aren't in your chosen words!

10. Write the word backwards.

11. If you have chalk available, write your focus words on the floor to create 'Hopscotch' and when you land on a given word, close your eyes and spell it aloud.

12. Say each letter in turn as you go upstairs or when bouncing on the trampoline (if you have one).



# Statutory Spelling Word Activity Mat: caught

5



Use a dictionary to define the word **caught**.

---

---

---

Which word classes does the word **caught** belong to?

noun	verb	adjective
adverb	conjunction	pronoun
preposition	determiner	

Trace the word **caught**.

caught  
caught  
caught

Add the word **caught** to these sentences.



Billy \_\_\_\_\_ the cricket ball.

"I've \_\_\_\_\_ a cold," explained Sid.

She \_\_\_\_\_ hold of his arm.

Write the syllable of the word **caught** inside the hand.



Finish off the word **caught**.

cau\_\_\_\_\_

\_\_\_\_\_ght

\_\_\_\_\_ht

ca\_\_\_\_\_

Now write the full word.

---

Write your own sentence containing the word **caught**.

---

---

Edit and improve these words so that they correctly spell the word **caught**.

cauht

corght

caugt

# Statutory Spelling Word Activity Mat: centre

1



Use a dictionary to define the word **centre**.

---

---

---

Add the word **centre** to these sentences.

I live in the \_\_\_\_\_ of London.

"I'm in the city \_\_\_\_\_," replied Jaded.

What was at the \_\_\_\_\_?

I help at the community \_\_\_\_\_.



Write the syllables of the word **centre** inside the hands.



Which word classes does the word **centre** belong to?

noun	verb	adjective
adverb	conjunction	pronoun
preposition	determiner	

Finish off the word **centre**.

cen_____	_____tre
_____e	c_____

Now write the full word.

---

---

---

Trace the word **centre**.

centre

centre

centre

Which of these words means the same as **centre**?

**lonely**    **middle**    **edge**    **town**

Write your own sentence containing the word **centre**.

---

---

Edit and improve these words so that they correctly spell the word **centre**.

**sentre**    **centur**    **center**

# Free Writing Friday

- Use the image to spark your imagination and create a piece of writing. Your character doesn't have to be a girl-it could be a boy-the choice is yours.
- Make this a quality piece of writing by using amazing vocabulary and applying all the grammar and punctuation skills we have learnt in year four (e.g. expanded noun phrases, inverted commas, fronted adverbials).
- You should spend at least 20 minutes writing your master-piece.
- You may want to 'magpie' the story starter (right) to begin your writing-but you don't have to.



Image by: Caras Ionut

## Story starter!

She had found it lying alone, deserted, abandoned in the attic. After making the discovery, Anna had gazed and marvelled at it for some time. Where had it come from? Why had no dust settled upon it, as it had done over everything else that resided in her attic? A layer of the thick dust blanketed the attic floor, and as the sunlight glared through the attic windows, the dust particles yet to settle were illuminated as they hovered in the stuffy air. Yet, the mirror looked flawless, untouched by age, not a finger print in sight.

Anna propped the mirror up against one of the thick, timber beams that jutted from the attic floor. Settling down into a comfortable position, she tentatively placed a finger against the glass...

# Maths



19 children played in Garage last week!  
Well done to every single one of you!  
This week let's see if we can beat that!  
Ready...Steady...Go! Get playing!

Aim to spend 15 minutes each day practising your times tables and associated division facts- we don't mind how you do it but we don't want you to forget them as they will help you for the rest of your lives!



We understand that you may not be able to get involved online and are practising your tables in other ways e.g. completing paper booklets, chanting them, saying them as you go up the stairs etc. -that is absolutely fine too!

But if you are able to get involved, we'd love as many of you to do so as possible.

<u>Week</u>	<u>4GA</u>	<u>4EW</u>
1	5	5
2	6	4
3		
4		

A huge well done to children in 4GA!  
So close 4EW-they pipped us at the post-let's get playing to make us victorious next week!

# 10-4-10

Complete in the same way as we do in school. Aim to complete as many questions as you can in 10 minutes. Miss them out if you're spending too long thinking about how to tackle them. You don't need to write the question. Only show your workings if you need to. You should use the squares in your Maths homework book as this will help you set out any written methods.

1.  $7 \times 9 = 70 - \underline{\quad}$

2.  $329 \times 1 =$

3.  $360 \div 5 =$

4.  $754 \div 3 =$

5.  $99 \times 7 =$

6.  $\underline{\quad} \times 10 = 7.5$

7.  $\frac{3}{4}$  of 32 =

8.  $\pounds 3.45 + \underline{\quad} = \pounds 10$

9. Round 1,789 to the nearest 1000.

10. How many children in total play football and netball?

Sport played	Number of children
Football	● ● ● ● ●
Rugby	● ● ◐
Netball	● ● ● ◐

Key

● = 8 children

## Extension

11. How much money is there altogether?



12. Write 1205p in pounds and pence.

13. Write 18:35 in words.

14. List all the factors of 42.

15. Find a quarter of 848.

16. How many days are there in May?

17.  $27.5 + \underline{\quad} = 50$

18. A TV programme starts at 5:30pm and is on for 40 minutes, what time does it finish?

19.  $1250 \div 5 = 25 \times \underline{\quad}$

20. Write 436p in pounds and pence.

New learning-you've not been taught this in year 4 before.

## W.A.L.T: sort shapes.

- The focus today is sorting shapes.
- Please watch and listen to the lesson I found:
- <https://www.mathswithmum.com/sorting-2d-shapes/> (follow this link and scroll down once you reach the website-there you'll find the video lesson).
- Print out the following starred sheets (choose the star which you usually start on in maths), or roughly create them on paper if you haven't access to a printer. Then, pause the lesson when suggested, try out the activity after the explanation, then look at the solutions online or as you know by now the answers are at the end of the presentation-no cheating though!
- The worksheets are available on this website, but I've added them here to help you.



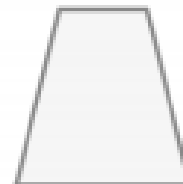
# Comparing and Sorting 2D Shapes

## Carroll Diagram

Accompanying activity sheet for video lesson

Answers are on the  
online videos for this  
sorting diagram.

	Straight sides	Curved sides
4 sides		
Less than 4 sides		



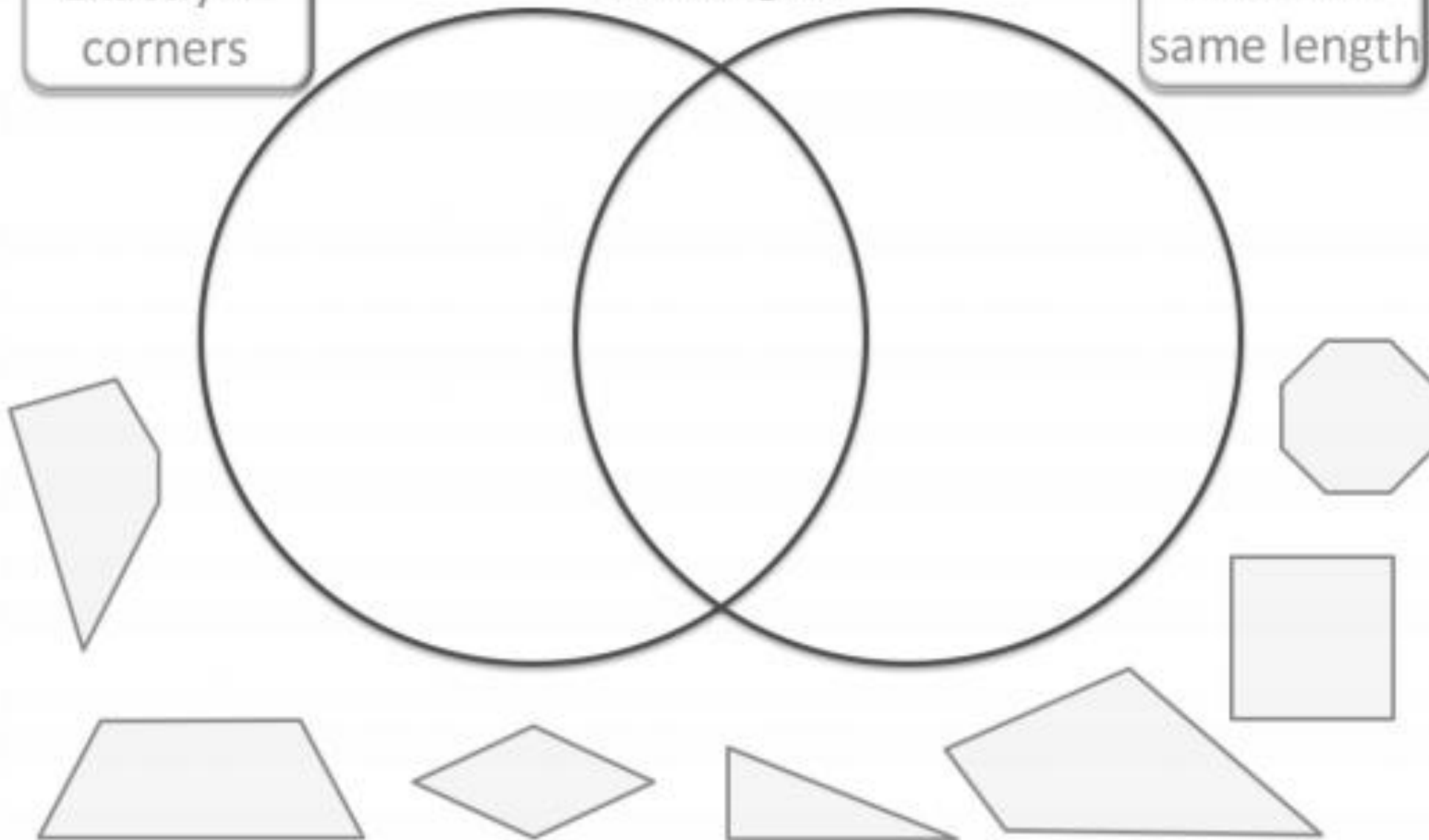


# Comparing and Sorting 2D Shapes

Venn Diagram

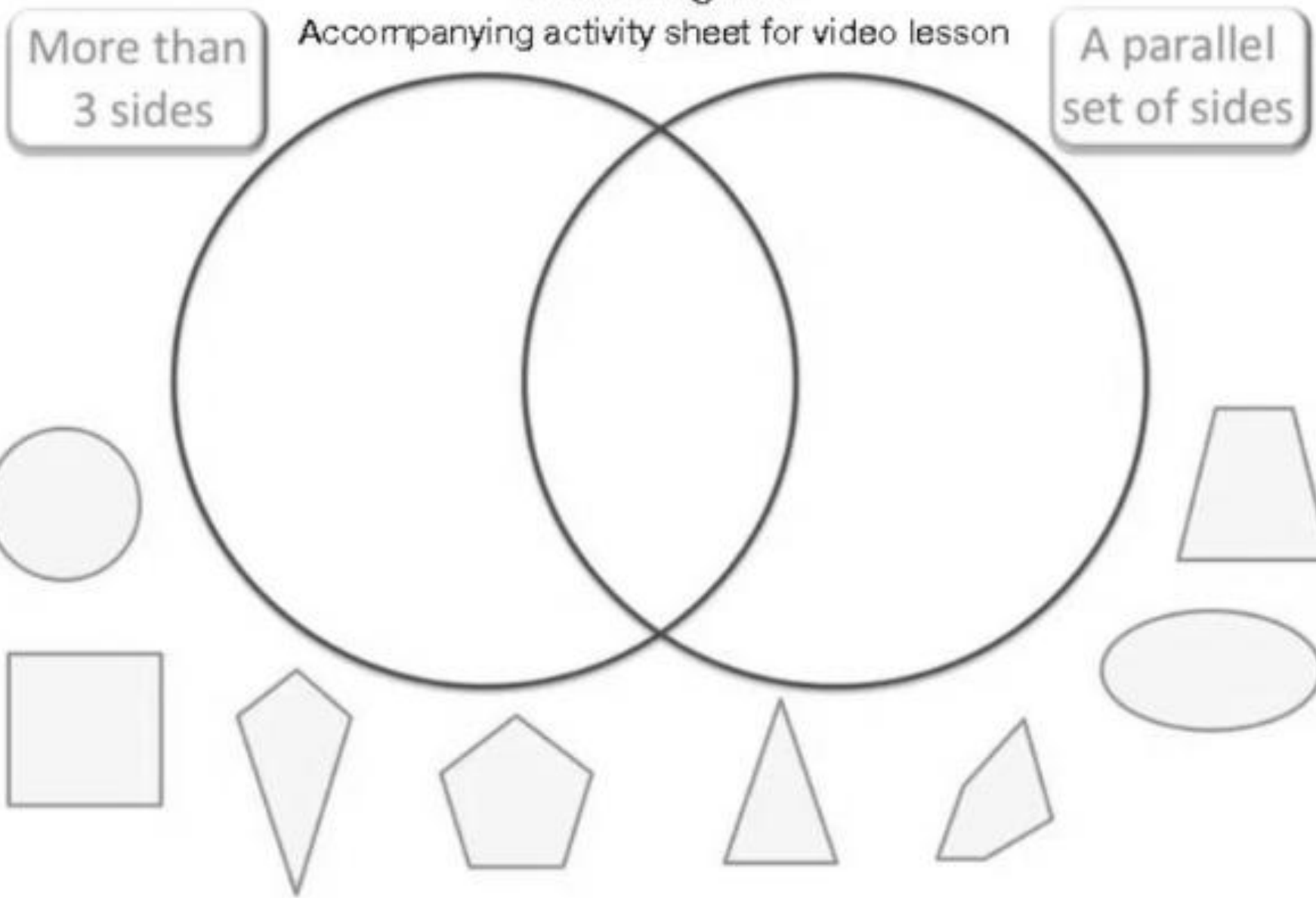

Exactly 4  
corners

Sides the  
same length



# Comparing and Sorting 2D Shapes



## Venn Diagram



# Comparing and Sorting 2D Shapes

## Carroll Diagram

	Curved sides	Straight sides
Less than 4 corners		
4 corners or more		




# You're done for maths activities this week!

Remember what you've learned. Make it stick.

(For example, "isosceles" is tricky to remember, so I remember and picture two sausages the same length in a pan, with one other different length sausage making a triangle. I don't want to write "I sausages" as an answer in a maths exam, but it helps me to remember "Isosceles."

# Answers

# Word Search Answers



# Statutory Spelling Word Activity Mat: caught

5



Use a dictionary to define the word **caught**.

**Past tense of catch-intercept and keep hold of; get/grasp or capture.**

Which word classes does the word **caught** belong to?

noun	verb	adjective
adverb	conjunction	pronoun
preposition	determiner	

Trace the word **caught**.

caught  
caught  
caught

Add the word **caught** to these sentences.



Billy **caught** the cricket ball.



"I've **caught** a cold," explained Sid.

She **caught** hold of his arm.

Write the syllable of the word **caught** inside the hand.



Finish off the word **caught**.

caught

caught

caught

caught

Now write the full word.

c a u g h t

Which of these words means the same as **caught**?

ball      vehicle      intercept      cold

Write your own sentence containing the word **caught**.

**Your own answers-possible answer e.g. "Well caught!" the P.E. teacher said enthusiastically.**

Edit and improve these words so that they correctly spell the word **caught**.

g  
cauht  
↑

au  
corght  
/

h  
caugt  
↑



# Statutory Spelling Word Activity Mat: centre

(1)



Use a dictionary to define the word **centre**.

The middle point or to place in the middle (verb).

Add the word **centre** to these sentences.

I live in the **centre** of London.

"I'm in the city **centre**," replied Javed.

What was at the **centre**?

I help at the community **centre**.



Write the syllables of the word **centre** inside the hands.



cen tre (pronounced ter)

Which word classes does the word **centre** belong to?

noun	verb	adjective
adverb	conjunction	pronoun
preposition	determiner	

Finish off the word **centre**.

centre

cen tre

centr e

centre

Now write the full word.

c e n t r e

Trace the word **centre**.

centre

centre

centre

Which of these words means the same as **centre**?

lonely middle edge town

Write your own sentence containing the word **centre**.

Your own answers-possible answer e.g. Place the compass in the centre of the paper.

Edit and improve these words so that they correctly spell the word **centre**.

~~c~~entre




centur  
re


center  
re

# 10-4-10 Answers


Complete in the same way as we do in school. Aim to complete as many questions as you can in 10 minutes. Miss them out if you're spending too long thinking about how to tackle them. You don't need to write the question. Only show your workings if you need to. You should use the squares in your Maths homework book as this will help you set out any written methods.

1.  $7 \times 9 = 70 - \underline{7}$
2.  $329 \times 1 = \underline{329}$
3.  $360 \div 5 = \underline{72}$
4.  $754 \div 3 = \underline{251} \text{ remainder } 1$
5.  $99 \times 7 = \underline{693}$
6.  $\underline{0.75} \times 10 = 7.5$
7.  $\frac{3}{4}$  of 32 =  $\underline{24}$
8.  $\pounds 3.45 + \underline{\pounds 6.55} = \pounds 10$
9. Round 1,789 to the nearest 1000.  $\underline{2,000}$
10. How many children in total play football and netball?  $\underline{66 \text{ children}}$

Sport played	Number of children
Football	
Rugby	
Netball	

Key  
 = 8 children

## Extension

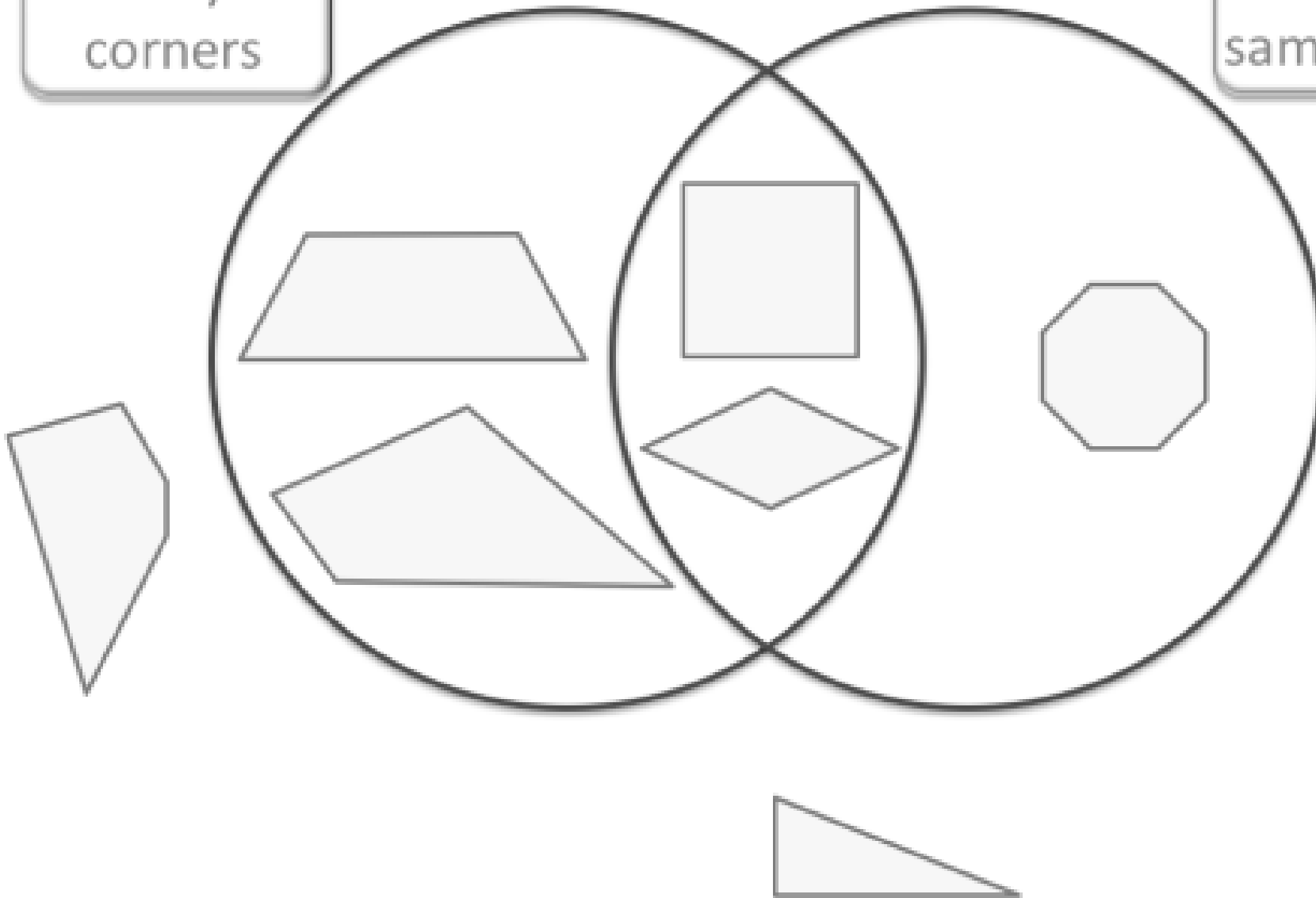
11. How much money is there altogether?  $\underline{\pounds 3.32}$   

12. Write 1205p in pounds and pence.  $\underline{\pounds 12.05}$
13. Write 18:35 in words.  $\underline{\text{Twenty-five minutes to seven in the evening.}}$
14. List all the factors of 42.  $\underline{1, 42, 2, 21, 3, 14, 6, 7.}$
15. Find a quarter of 848.  $\underline{212}$
16. How many days are there in May?  $\underline{31}$
17.  $27.5 + \underline{22.5} = 50$
18. A TV programme starts at 5:30pm and is on for 40 minutes, what time does it finish?  $\underline{6:10\text{pm.}}$
19.  $1250 \div 5 = 25 \times \underline{10}$
20. Write 436p in pounds and pence.  $\underline{\pounds 4.36}$

# Comparing and Sorting 2D Shapes

Answers

Exactly 4  
corners


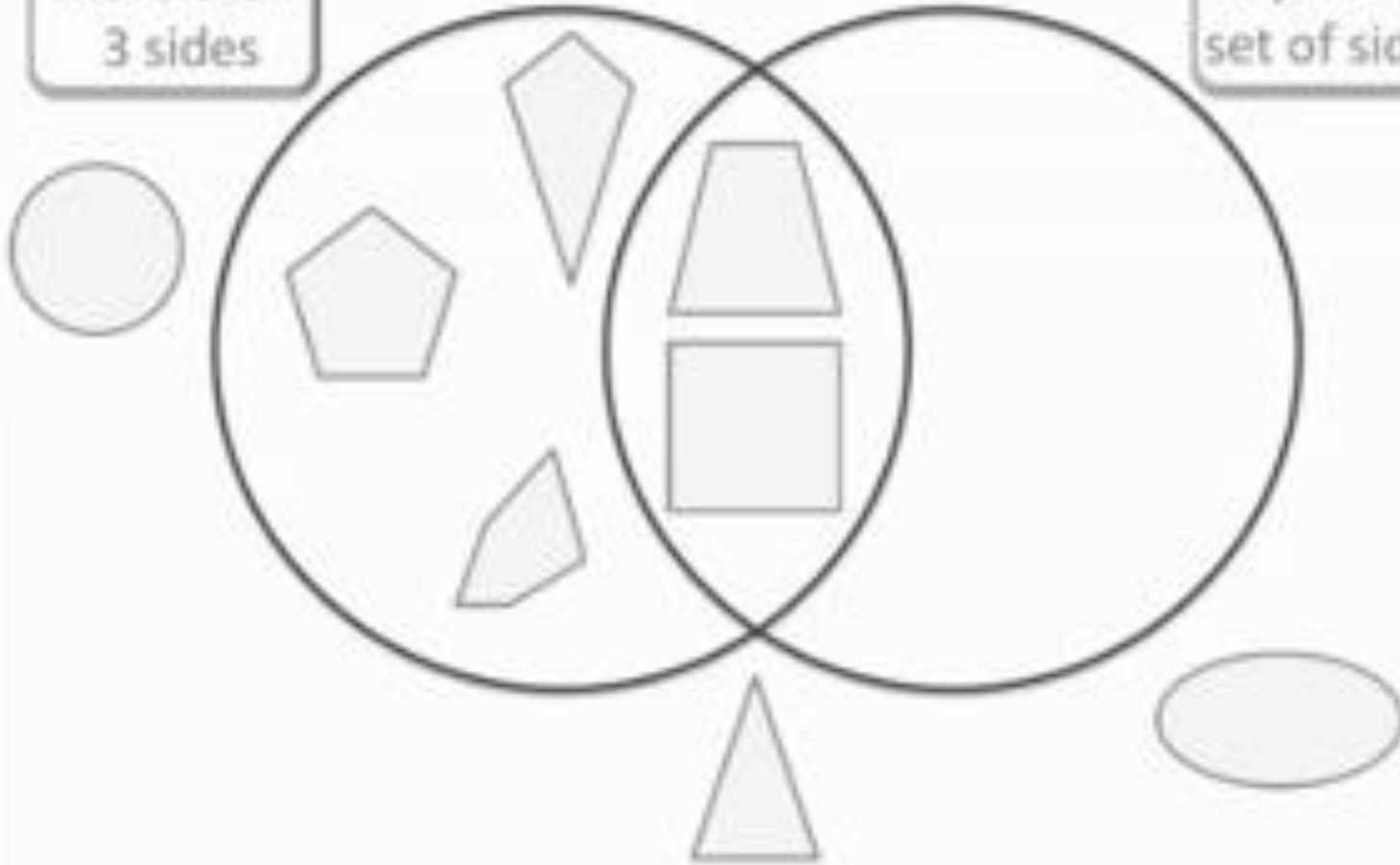
Sides the  
same length



## Venn Diagram for Sorting Shapes

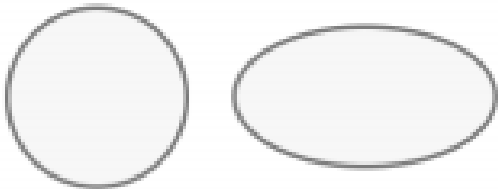

More than  
3 sides

A parallel  
set of sides



## Comparing and Sorting 2D Shapes

### Answers

	Curved sides	Straight sides
Less than 4 corners		
4 corners or more		